INDUSTRIAL FILTRATION

MEGA FLOW

Engineered around your application.



Product illustration. Final construction and configuration are model-dependent.

FILTRATION STARTS WITH YOUR PROCESS

A PureLife product-family overview for evaluating industrial filtration requirements. Review the housing arrangement, internal filter assembly and service access with our technical team before selecting a model.

APPLICATION-LED SELECTION

Water treatment / Desalination pretreatment / Industrial process water

Suitability is confirmed against the liquid and operating conditions.

INSIDE THE PRODUCT

Explore the configuration



CUTAWAY VIEW



EXPLODED VIEW

A horizontal housing concept with an internal cartridge assembly and end-access arrangement. The illustrations explain the product concept; they are not certified construction drawings or proof of hydraulic performance.

Review area	What to confirm
Housing	Material, pressure class and design standard
Filter assembly	Cartridge type, quantity, length and micron rating
Connections	Inlet/outlet sizes, orientation and flange specification
Service access	Removal clearance, assembly handling and maintenance procedure
Accessories	Vent, drain, seals and instrumentation requirements

Dimensions, flow direction and internal arrangement must be checked against the approved model drawing.

APPLICATION & HYDRAULIC SELECTION

Select for the duty. Check the complete system.

Selection guidance for MEGA FLOW applications. Final operating values are defined in the approved PureLife technical schedule.

APPLICATIONS TO REVIEW

RO pretreatment / Process-water filtration / Industrial liquid filtration. Confirm the fluid, contaminants and downstream protection objective before choosing the cartridge medium.

Selection factor	Engineering review
Flow duty	Use normal and peak flow. Review the element flow curve at the actual fluid viscosity and selected micron grade.
Pressure-drop budget	Consider the cartridge contribution and the housing contribution together. A cartridge-only curve does not describe the full installation.
Layout & access	Compare horizontal and vertical arrangements against floor area and element-removal access.
Filtration grade	Specify the rating and test basis; do not treat nominal and absolute ratings as interchangeable. PureLife performance data must identify the selected element.
Material choice	Review the wetted housing, internal supports and seals for the actual liquid and temperature.

NO UNIVERSAL FLOW RATING

Rated flow depends on the selected cartridge, vessel configuration and operating conditions. Confirm the duty in the approved technical schedule.

DESIGN & SERVICE PLANNING

Design for the process. Plan for maintenance.

Review the following design and service requirements with the PureLife technical team for the selected configuration.

Housing and environment

Review corrosion compatibility, outdoor finishing and installation conditions. Confirm housing materials, pressure class and design basis for each order.

Element support and sealing

Review support geometry, positive cartridge seating, seal compatibility and access to the closure. Confirm the actual internal arrangement on the approved drawing.

Service access

Allow room for cartridge withdrawal, cover movement and handling equipment. Horizontal layouts can simplify access; installation constraints still determine the choice.

Operating documentation

Request the model-specific installation and maintenance instructions, approved pressure/temperature limits, change-out criterion and inspection plan. These values remain pending engineering approval.

Confirm materials, dimensions, certification scope and operating limits against the approved model-specific documentation.

BUILT AROUND YOUR PROJECT

Your requirement. Your design.

MEGA FLOW is specified to order around the customer application, project requirements and approved design. The illustrated configuration is a presentation concept, rather than a fixed standard model.

01 Customer requirements

Start with the client specification, process duty, installation constraints and any customer-supplied drawings.

02 Design review

Review the required configuration, connections, materials, filter arrangement and service access with the customer.

03 Customer approval

Agree the model-specific drawing and technical schedule before confirming the manufacturing scope.

CUSTOM CONFIGURATION

Flow duty, design pressure, temperature, dimensions, cartridge arrangement, materials and connections are defined for each order. Customer designs are reviewed for feasibility and agreed technical requirements.

SELECTION GUIDE

Define your requirements

Share the information below to receive a model-specific technical proposal and quotation.

Application input	Information required
Fluid and duty	Liquid type, water quality and process stage
Required flow	Normal and peak flow rate, with units
Pressure	Operating pressure, design pressure and allowable pressure drop
Temperature	Normal and maximum operating temperature
Filtration target	Micron rating and required outlet performance
Installation	Connection standard, footprint and maintenance clearance
Project requirements	Quantity, delivery location and applicable standards

MODEL-SPECIFIC DOCUMENTATION

Send your project specification and any customer design or drawing. The quotation and technical schedule are prepared for the agreed custom configuration, subject to engineering review and customer approval.

Discuss your MEGA FLOW application

Sales@purelife-filters.com